

Fund Update

Fisher Funds LifeSaver Plan Balanced Fund

For the quarter ended: 30 June 2018
This fund update was first made publicly available on: 27 July 2018

What is the purpose of this update?

This document tells you how the LifeSaver Balanced Fund has performed and what fees were charged. The document will help you to compare the fund with other funds. Fisher Funds Management Limited prepared this update in accordance with the Financial Markets Conduct Act 2013. This information is not audited and may be updated.

Description of this fund

The fund aims to provide a balance between protecting your savings and growing them over the long term. Invested in a balance of income and growth assets.

Total value of the fund	\$283,782,762
Number of investors in the fund	3,206
The date the fund started	1 Jul 2006

What are the risks of investing?

Risk indicator for the LifeSaver Balanced Fund:



The risk indicator is rated from 1 (low) to 7 (high). The rating reflects how much the value of the fund's assets goes up and down. A higher risk generally means higher potential returns over time, but more ups and downs along the way.

To help you clarify your own attitude to risk, you can seek financial advice or work out your risk profile at ipq.fisherfunds.co.nz/ffls-advice.

Note that even the lowest category does not mean a risk-free investment, and there are other risks that are not captured by this rating.

This risk indicator is not a guarantee of a fund's future performance. The risk indicator is based on the returns data for the past 5 years. While risk indicators are usually relatively stable, they do shift from time to time. The risk indicator will continue to be updated in future fund updates.

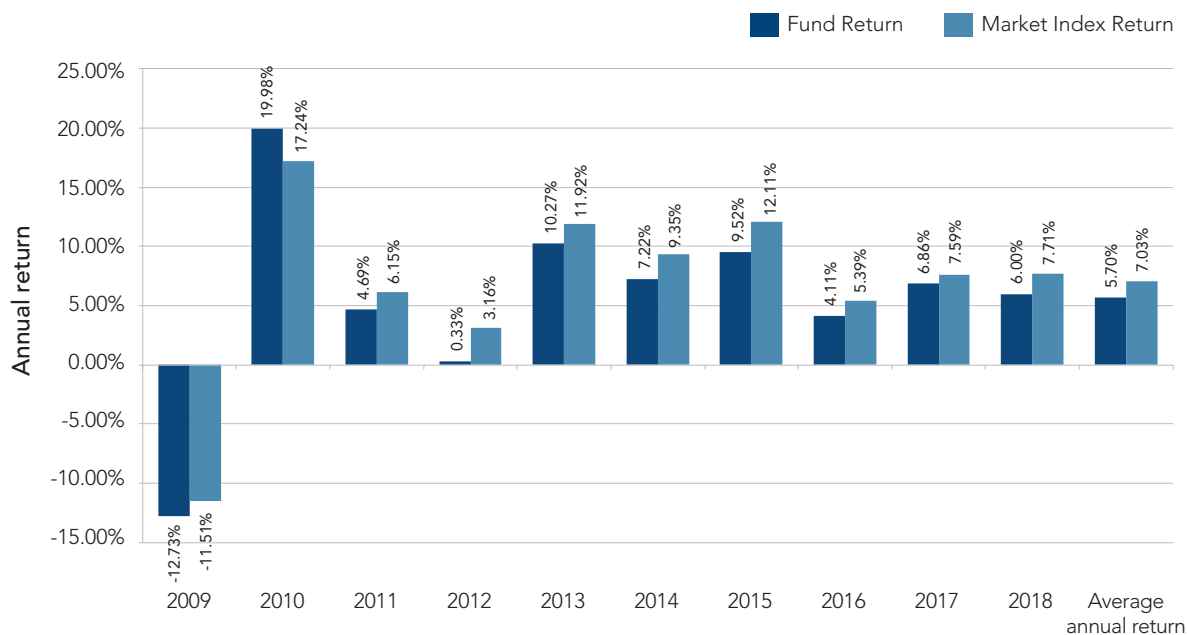
See the [product disclosure statement \(PDS\)](#) for more information about the risks associated with investing in this fund.

How has the fund performed?

	Average over past 5 years	Past year
Annual return (after deductions for charges and tax)	7.66%	8.40%
Annual return (after deductions for charges but before tax)	8.83%	9.23%
Market index annual return (reflects no deduction for charges and tax)	9.20%	9.65%

The market index return reflects a composite of benchmark index returns, weighted for the fund's target asset allocation. The benchmark indices used for each asset class are defined in the Statement of Investment Policy and Objectives (SIPO). Additional information about the market index is available on the offer register at companiesoffice.govt.nz/disclose under Fisher Funds LifeSaver Plan or OFR10649.

Annual return graph



This shows the return after fund charges and tax for each of the last 10 years ending 31 March. The last bar shows the average annual return for the last 10 years, up to 30 June 2018.

Important: This does not tell you how the fund will perform in the future.

Returns in this update are after tax at the highest prescribed investor rate (PIR) of tax for an individual New Zealand resident. Your tax may be lower. The market index return reflects no deduction for charges and tax.

What fees are investors charged?

Investors in the LifeSaver Balanced Fund are charged fund charges that include GST. In the year to 31 March 2018 these were:

	% of net asset value
Total fund charges	1.06%
Which are made up of:	
Total management and administration charges	1.06%
Including :	
Manager's basic fee	0.95%
Other management and administration charges	0.11%
Total performance-based fees	0.00%
Other charges:	\$ amount per investor
Annual administration fees, supervisor fees, and expenses for services such as legal and audit services ¹	\$93.41

Small differences in fees and charges can have a big impact on your investment over the long term.


Example of how this applies to an investor

Sarah had \$10,000 in the fund at the start of the year and did not make any further contributions. At the end of the year, Sarah received a return after fund charges were deducted of \$840 (that is 8.40% of her initial \$10,000). Sarah also paid \$93.41 in other charges. This gives Sarah a total return after tax of \$746.59 for the year.

What does the fund invest in?


Actual investment mix

This shows the types of assets that the fund invests in.



Target investment mix

This shows the mix of assets that the fund generally intends to invest in.



Currency hedging

The currency hedge ratios for each asset class (hedged into NZD) are:

	Benchmark	Actual as at 30 June 2018
International fixed interest	100%	99.5%
Australian equities	70%	72.9%
International equities	50%	43.7%

Top 10 Investments

Name	% of fund net assets	Type	Country	Credit rating (if applicable)
ANZ 10 A/C - CURRENT ACCOUNTS	10.65%	Cash and cash equivalents	NZ	NA
BAYFAIR MALL	3.36%	Unlisted property	NZ	NA
MERIVALE MALL	1.54%	Unlisted property	NZ	NA
GOVERNMENT OF NEW ZEALAND 5.5% 15-APR-2023	1.37%	New Zealand fixed interest	NZ	Aaa
22 FANSHAWE STREET	1.25%	Unlisted property	NZ	NA
GOVERNMENT OF NEW ZEALAND 4.5% 15-APR-2027	1.14%	New Zealand fixed interest	NZ	Aaa
FISHER & PAYKEL HEALTHCARE CORPORATION LIMITED	1.13%	Australasian equities	NZ	NA
A2 MILK COMPANY LTD.	1.10%	Australasian equities	NZ	NA
RABOBANK NEDERLAND FRN 22-MAR-2021	0.98%	New Zealand fixed interest	NZ	Aa3
MAINFREIGHT LIMITED	0.96%	Australasian equities	NZ	NA

The top 10 investment make up 23.48% of the fund.

Key personnel

Name	Current position	Time in current position	Previous or other position	Time in previous or other position
Frank Jasper	Chief Investment Officer	0 Years, 11 Months	Director, Fisher Funds Management Limited	12 Years, 4 Months
Mark Brighthouse	Chief Investment Strategist	6 Years, 8 Months	Managing Director, Brook Asset Management	5 Years, 0 Months
David McLeish	Senior Portfolio Manager, Fixed Interest	7 Years, 3 Months	Executive Director, Goldman Sachs International, London	3 Years, 0 Months
Sam Dickie	Senior Portfolio Manager, NZ Equities	1 Years, 4 Months	Portfolio Manager, Moore Capital Asia Limited	5 Years, 10 Months
Brent Buchanan	Head of Direct Property	10 Years, 1 Months	Portfolio Manager, Commercial & Industrial, AMP Capital Management	8 Years, 0 Months

Further information

You can also obtain this information, the PDS for the Fisher Funds LifeSaver Plan, and some additional information from the offer register at companiesoffice.govt.nz/disclose under Fisher Funds LifeSaver Plan or OFR10649.

Notes

¹ The amount of the other charges is an estimate and may vary between Employer Schemes. Refer to your employer supplement for the actual fees charged to your LifeSaver account.